









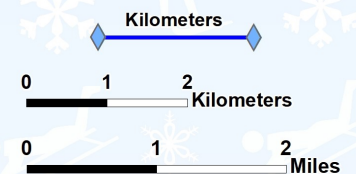


Welcome Sherman Pass Sno-Park **Groomed Trail System**

Explanation

-  Trail Junction
-  Joint Use Sno-Park
-  Non-Motorized
-  Restroom
-  View
-  Marked Ski Route
-  Access Road
-  Road
-  Trail
-  U. S. Forest Service

**Area has cross country
ski routes. Distance labeled
between intersections.
Dog friendly area.**



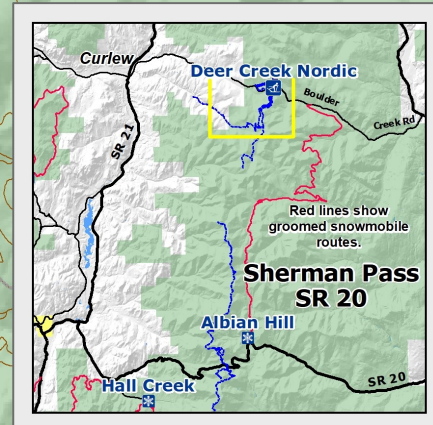
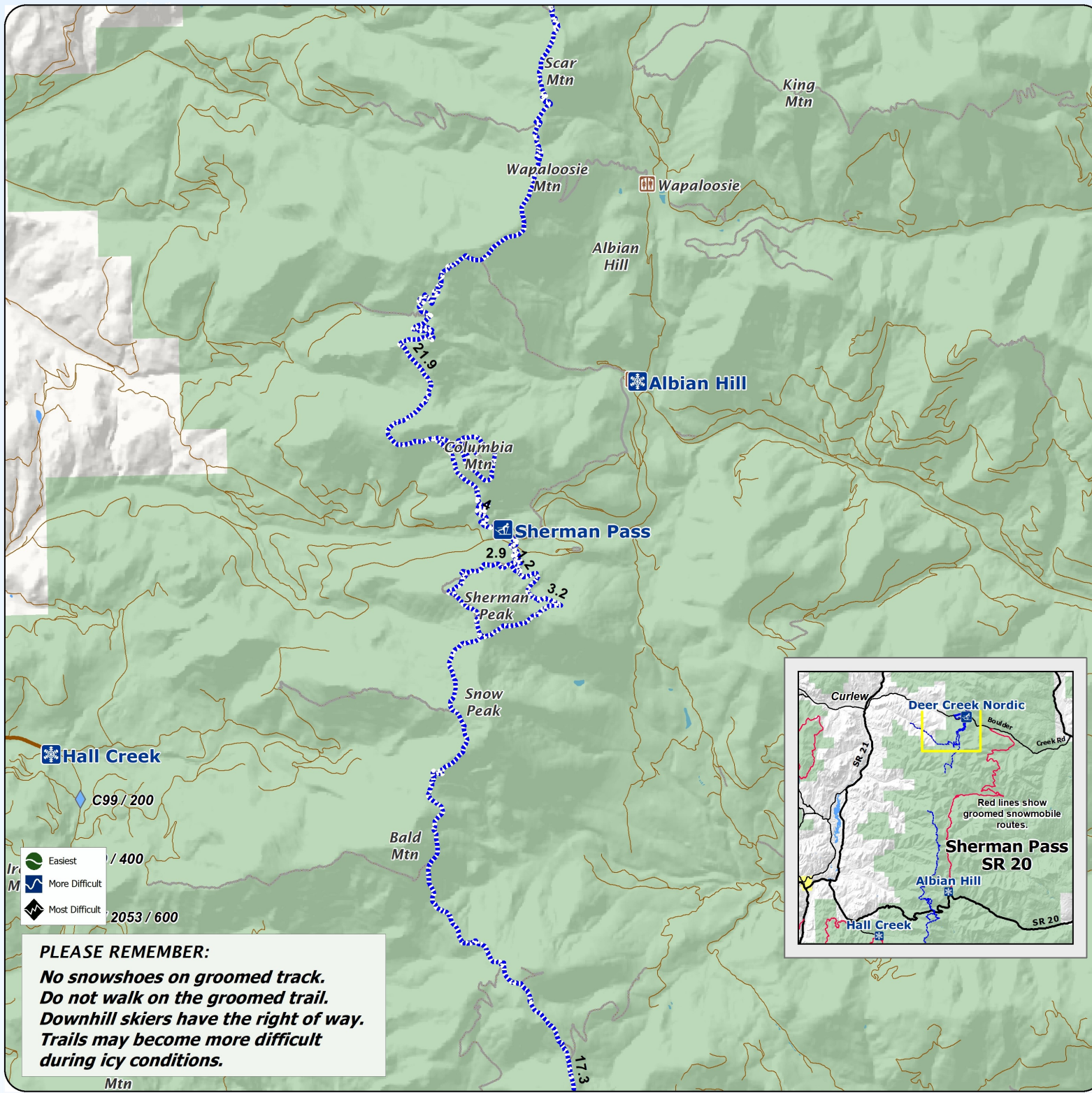
*Snow grooming equipment may
be on the trail at any time.*




*This trail does not receive any winter grooming.
The winter routes follow the
summer hiking trails.
Back country skills and equipment are advised.*

*Be aware of potential avalanche danger,
check www.nwac.us before you leave home.*

*Trail grooming schedules and maps at
www.parks.wa.gov/winter
Please report errors or comments to:
winter@parks.wa.gov*

For Emergency Call 911
Ferry Co. Sheriff 509-775-3132



-  Easiest / 400
-  More Difficult
-  Most Difficult 2053 / 600

PLEASE REMEMBER:
No snowshoes on groomed track.
Do not walk on the groomed trail.
Downhill skiers have the right of way.
**Trails may become more difficult
during icy conditions.**

